

**SIZE TABLE**

**WOMEN'S CLOTHING SIZE**


- Sizing is based on body measurements.
- If between sizes, size up for woven fabric, size down for knit fabric.

Unit: centimeter

Size	XXS	XS	S	M	L	XL	XXL	3XL	4XL	5XL
Bust	80	84	88	92	96	100	104	110	116	122
Waist	60	64	68	72	76	80	84	90	96	102
Hip	88	92	96	100	104	108	112	118	124	130
Cross shoulder	35	36	37	38	39	40	41	42.5	44	45.5

Unit: inch

Size	XXS	XS	S	M	L	XL	XXL	3XL	4XL	5XL
Bust	31.5	33.1	34.6	36.2	37.8	39.4	40.9	43.3	45.7	48.0
Waist	23.6	25.2	26.8	28.3	29.9	31.5	33.1	35.4	37.8	40.2
Hip	34.6	36.2	37.8	39.4	40.9	42.5	44.1	46.5	48.8	51.2
Cross shoulder	13.8	14.2	14.6	15.0	15.4	15.7	16.1	16.7	17.3	17.9



**PRINTING INSTRUCTIONS**

- Tiana's Closet sewing patterns are made in Layered PDF format, which means all sizes are saved in one file and can be shown or hidden. It is recommended to use Adobe Acrobat Reader (paid version on Mac OS, free on Windows) or Foxit PDF Reader (free, works on Windows only) to read the file correctly. In order to choose the desired size(s), go to Layers tab of your PDF reader, uncheck all boxes except for the desired size(s) and the box Print for all sizes.

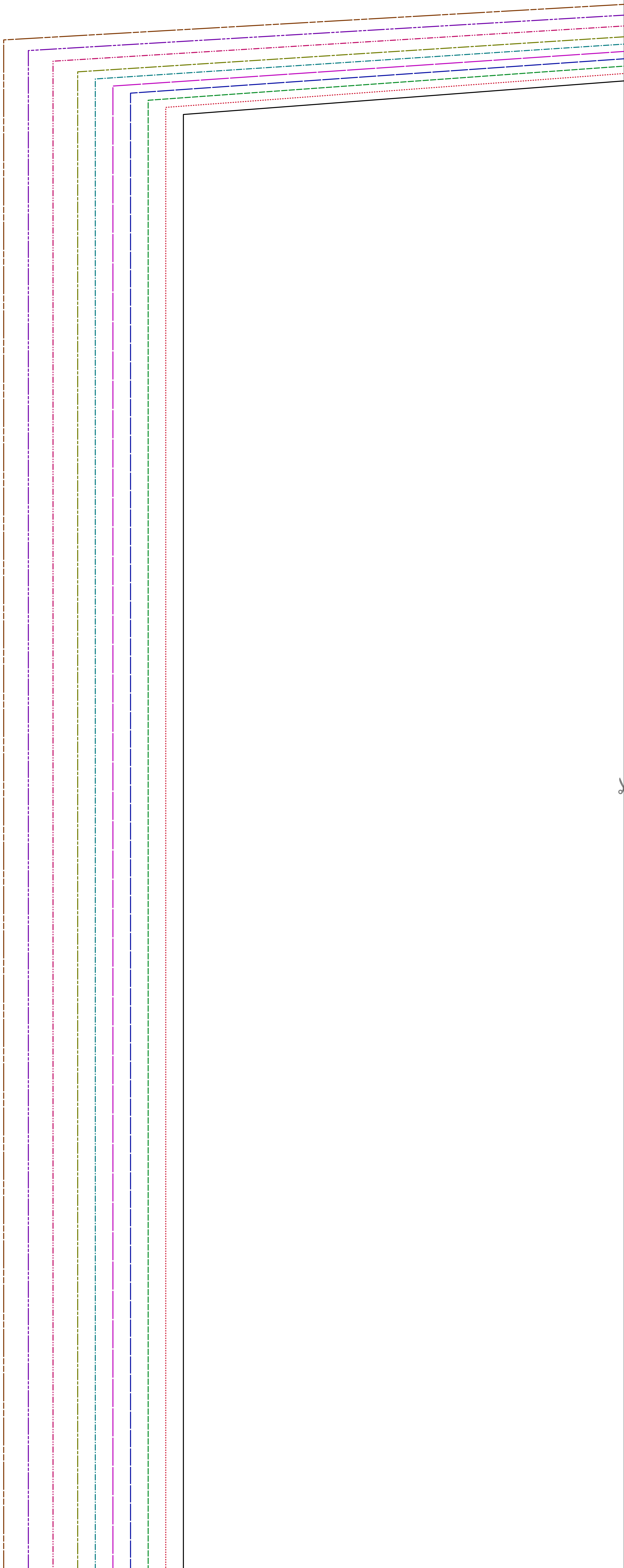
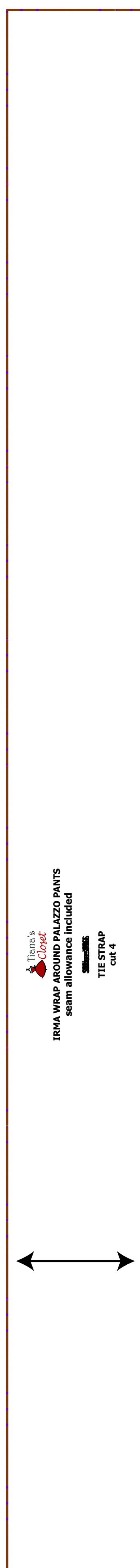

- When printing the pattern, go to Print settings, in the tab Scale choose Custom scale: 100% (or Scaling: None or Actual Size) to print true to size. Note: some computers print smaller than true size even when you choose 100% scale, so you will have to adjust the scale to a little larger than 100% and measure the test square until you get the true size using the test rulers.

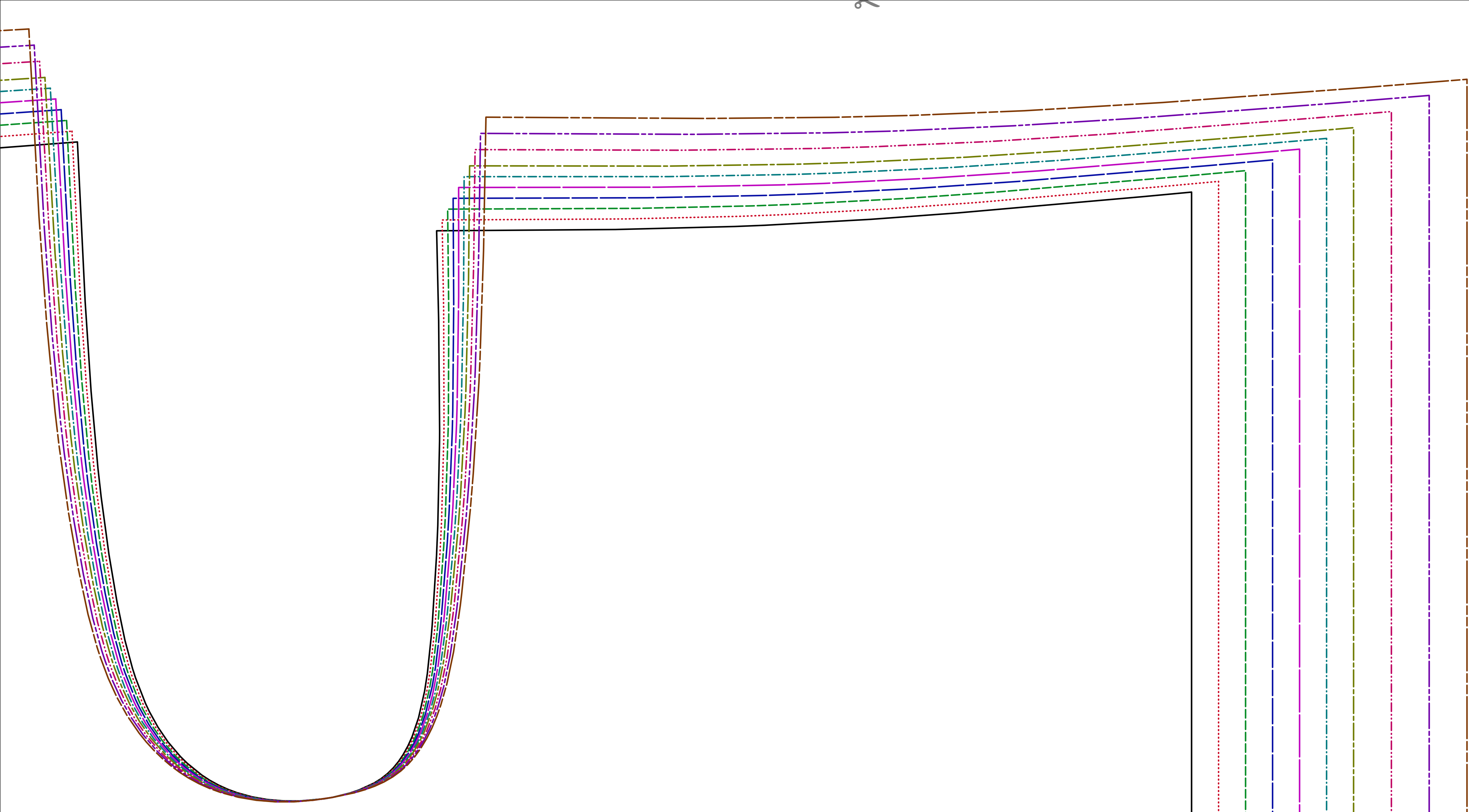
- Always print the first page of the file and measure to avoid waste of paper.

- After printing the pattern, cut the pages along the lines with scissors icon, align and tape the pages according to their sequences. For example, pages 1A, 1B, 1C, 1D... are line up in one row from left to right, pages 1A, 2A, 3A, 3B... are line up in one column from up to down.

- You can find photo instruction for printing sewing patterns on Tiana's Closet website: <https://tianasclomet.com/index.php/how-to-print-tianas-closet-patterns/>

**LEGEND**





**IRMA WRAP AROUND PALAZZO PANTS**  
seam allowance included

~~Size 2XS~~  
**PANT**  
cut 2 mirrored

