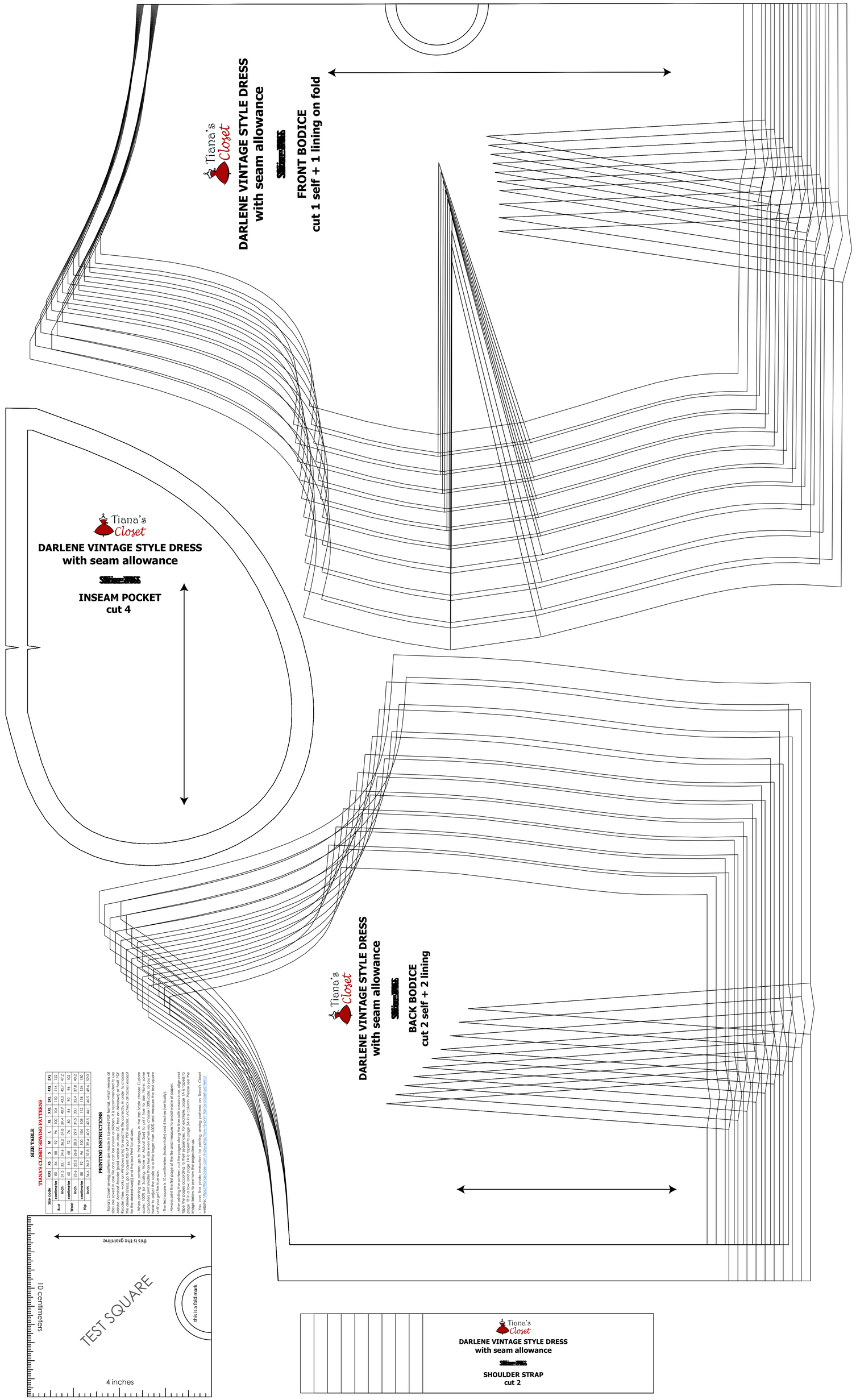

SIZE TABLE

TIANAN CLOSET SEWING PATTERNS

Size Code		XXS	XS	S	M	L	XL	2XL	3XL	4XL	5XL
Bust	inches	30	31	32.5	34	36	38	40	42	44	46
	centimeters	76	78.5	82.5	86.5	91.5	96.5	101.5	106.5	112	117
Waist	inches	23.5	24.5	26	27.5	29	30.5	32	33.5	35	36.5
	centimeters	59.5	62.5	66	70	73.5	77.5	81.5	85	89	92.5
Hip	inches	34	35.5	37	38.5	40	41.5	43	44.5	46	47.5
	centimeters	86.5	90	94	97.5	101.5	105.5	109.5	113	117	120.5

PRINTING INSTRUCTIONS

Tiana's Closet sewing patterns are made in custom PDF format, which means all pieces are on one page, ready for printing on home printer. Please make sure that Adobe Acrobat Reader (good version or newer) is installed on your PC, then do the following: Open the PDF file in Adobe Acrobat Reader, go to File, Print, Page Sizing & Handling, Page Scaling, Uncheck all boxes except for the desired size and print the page from full size.

Please print only the pages you need, not the whole file, unchecked all boxes except "Page Scaling" and "Page Sizing" in the Print dialog box.

Open the test square page, print it out and measure the 10 centimeters line. If it is not equal to 10 centimeters, go back to the Print dialog box and change the scale to a little larger than 100% and measure the test square again.

The test square is 10 centimeters (horizontally) and 4 inches (vertically).

Alternatively, you can measure the test square against the ruler provided on your printer.

After printing the patterns, cut the pieces along the lines with matching letters (dots) and tape together the pieces with matching letters (dots). Please note that the seam allowance is 1/2 inch (1.5 cm) and page 3 is a hem, which page 2 is a facing and page 4 is a pocket. Please see the pattern layout for more information.

You can find photo instruction for printing sewing patterns on Tiana's Closet website: https://tianasclosetsewingpatterns.com/pages/printing-instructions



Tiana's Closet

DARLENE VINTAGE STYLE DRESS
with seam allowance

[redacted]

FRONT SKIRT
cut 1 self on fold