
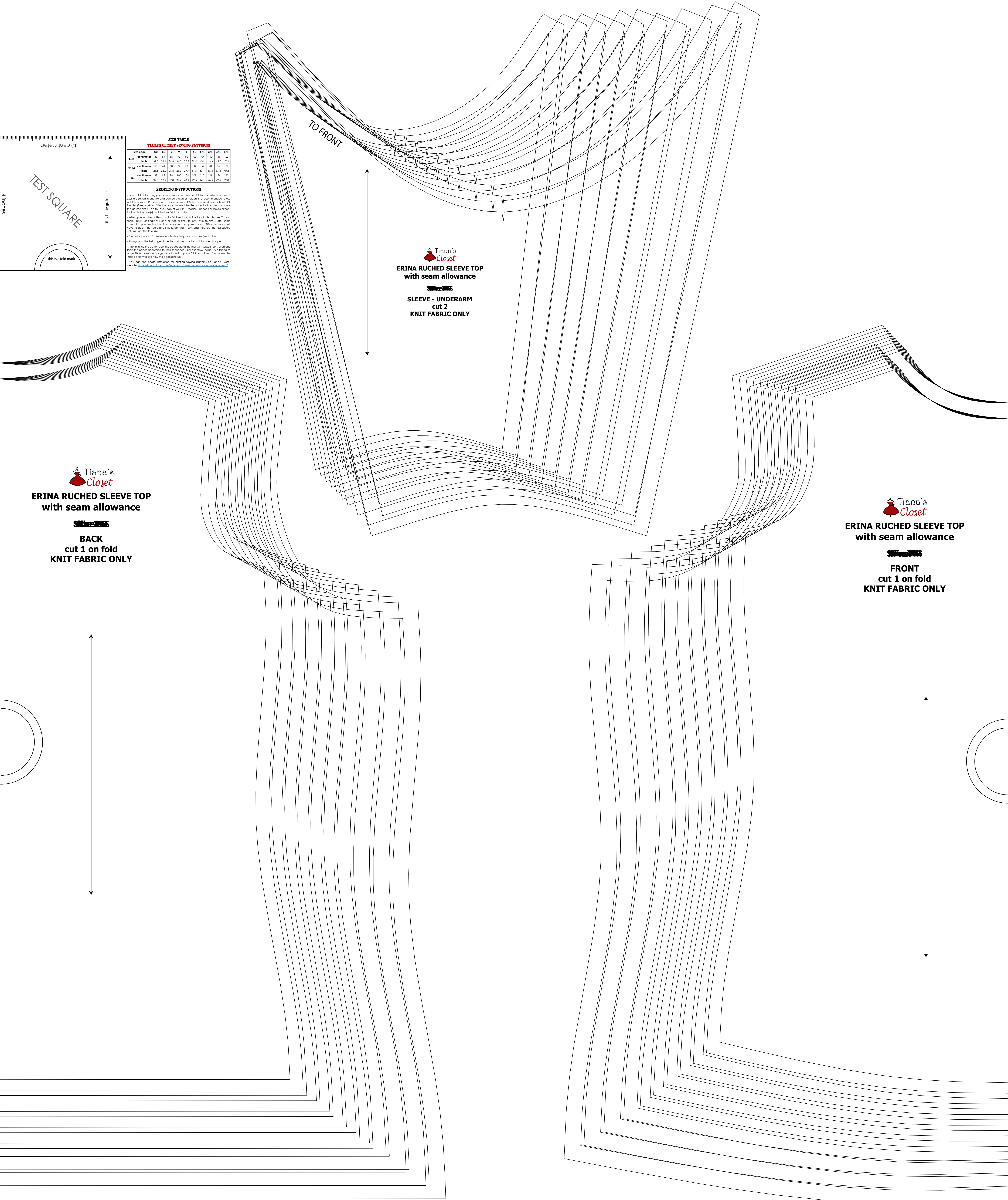


Tiana's Closet  
**ERINA RUCHED SLEEVE TOP**  
 with seam allowance  
 NECK BAND  
 cut 1  
 KNIT FABRIC ONLY



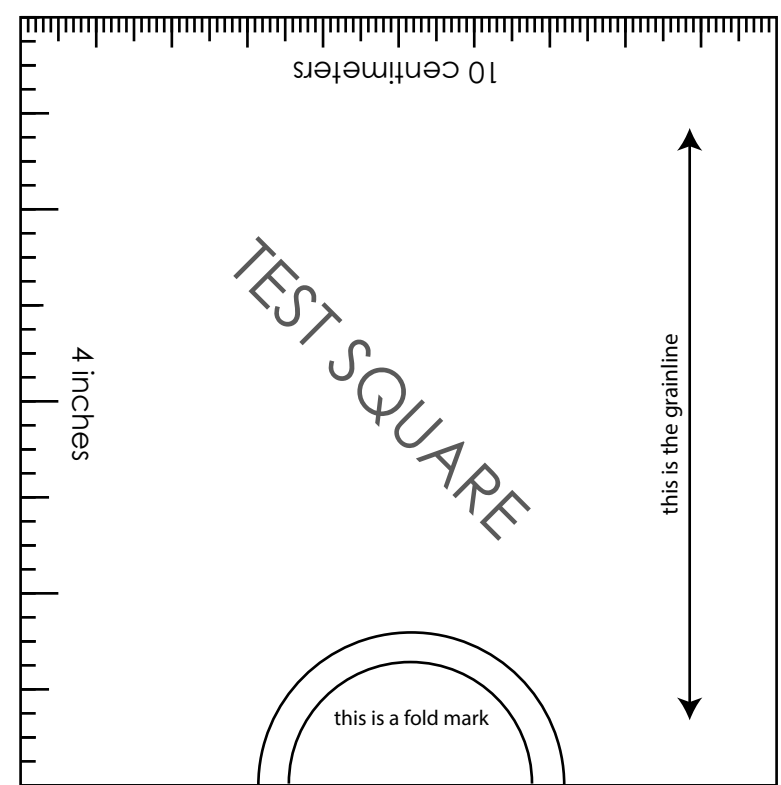
Tiana's Closet  
**ERINA RUCHED SLEEVE TOP**  
 with seam allowance  
 SLEEVE PANEL  
 cut 2  
 KNIT FABRIC ONLY



Tiana's Closet  
**ERINA RUCHED SLEEVE TOP**  
 with seam allowance  
 SLEEVE - UNDERARM  
 cut 2  
 KNIT FABRIC ONLY

Tiana's Closet  
**ERINA RUCHED SLEEVE TOP**  
 with seam allowance  
**BACK**  
 cut 1 on fold  
 KNIT FABRIC ONLY

Tiana's Closet  
**ERINA RUCHED SLEEVE TOP**  
 with seam allowance  
**FRONT**  
 cut 1 on fold  
 KNIT FABRIC ONLY



**SIZE TABLE**  
**TIANA'S CLOSET SEWING PATTERNS**

Size code	XS	S	M	L	XL	XXL	3XL	4XL	5XL
Bust	30	34	36	38	42	46	50	54	58
Waist	24	26	28	30	34	38	42	46	50
Hip	34	36	38	40	44	48	52	56	60

**PRINTING INSTRUCTIONS**  
 Tiana's Closet sewing patterns are made in standard PDF format, which means all sizes are saved in one file and can be printed on A4 paper. It is recommended to use Adobe Acrobat Reader. Please ensure you have the latest version of Adobe PDF Reader installed. Go to the bottom left of your PDF window, uncheck all boxes except for the 'show crop marks' and 'show bleed' boxes.  
 When printing the pattern, go to 'Print settings' in the top right corner. Choose 'Custom' under 'Scale' for scaling. Under 'Actual Size' to print the size. When using 'Complexity' and 'Resolution' to print the size, you will have to adjust the paper to a size larger than A4 and increase the test square until you get the true size.  
 The test square is 10 centimeters (3.937 inches) and 4 inches (10.16 cm).  
 Always print the left edge of the file and measure to avoid waste of paper.  
 After printing the pattern, cut the paper along the lines with scissors. Also, check the paper according to the instructions. For example, page 14 is a paper to page 18 in color and page 14 is paper to page 18 in color. Please see the image below to see how the paper fits in.  
 You can find more information for printing sewing patterns on Tiana's Closet website: <http://www.tianascloset.com/faq/how-to-print-sewing-patterns/>